

The Adverse Effects of COVID-19 Vaccines in Women of Reproductive Age

James A Thorp, MD

January 6-8, 2023
Functional Medicine Summit
Orlando, Florida

Conflicts of Interest - None for US

But What About...

- The stakeholders in the medical industrial complex aka the “CARTEL”?
- Editor in Chief of NEJM, Eric Rubin?
- Shimabukuro et al in NEJM pushing the C19 vax in pregnancy?
- Mehra et al in LANCET publishing completely falsified data demonizing hydroxychloroquine (HCQ)? – globally responsible for killing millions
- The 21 “advisors” aka charlatans voting to for the FDA to push the C19 shot in children?
- The CDC-FDA receive 46% of annual operating budget from vaccine profits from the pharmaceutical industry and from vaccine patent royalties?



COVID-19 Vaccines and the Impact on Pregnancy Outcomes and Menstrual Function

James A Thorp MD ObGyn & Maternal Fetal Medicine, Gulf Breeze, FL

Claire Price, MSPAS, PA-C, Rome, GA

Michael P Deskevich, PhD Modeling and Simulation, Boulder, CO

Stewart Tankersley MD, Montgomery, AL

Albert Benavides BS, San Jose, CA

Megan D Redshaw JD, Palmyra, MO

Peter A. McCullough MD, MPH, Dallas, TX

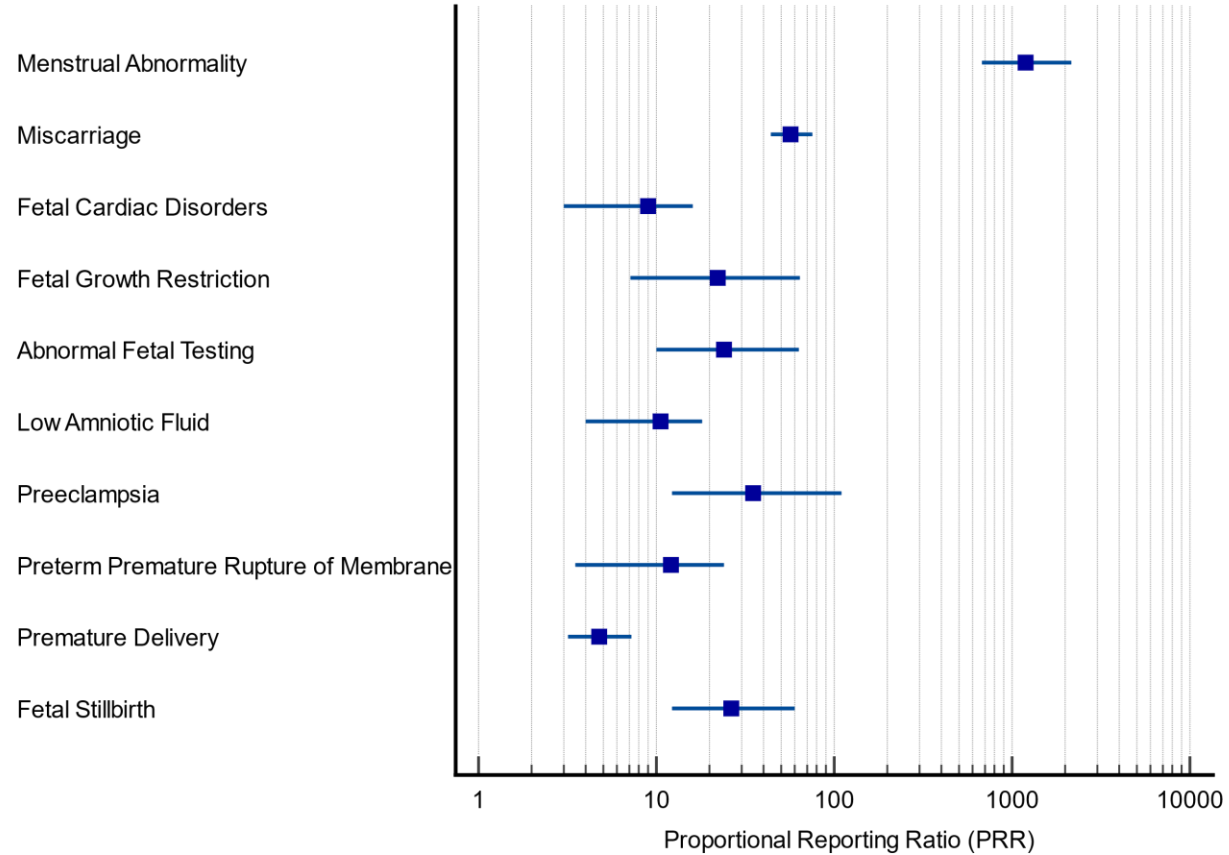
Table 2. GLOBAL Adverse Events (AE) Counts in VAERS Along with the Mean Rate of AE over Time Tracked, Mean Rate per Billion Doses Given, and Mean Rate per Billion People Vaccinated.

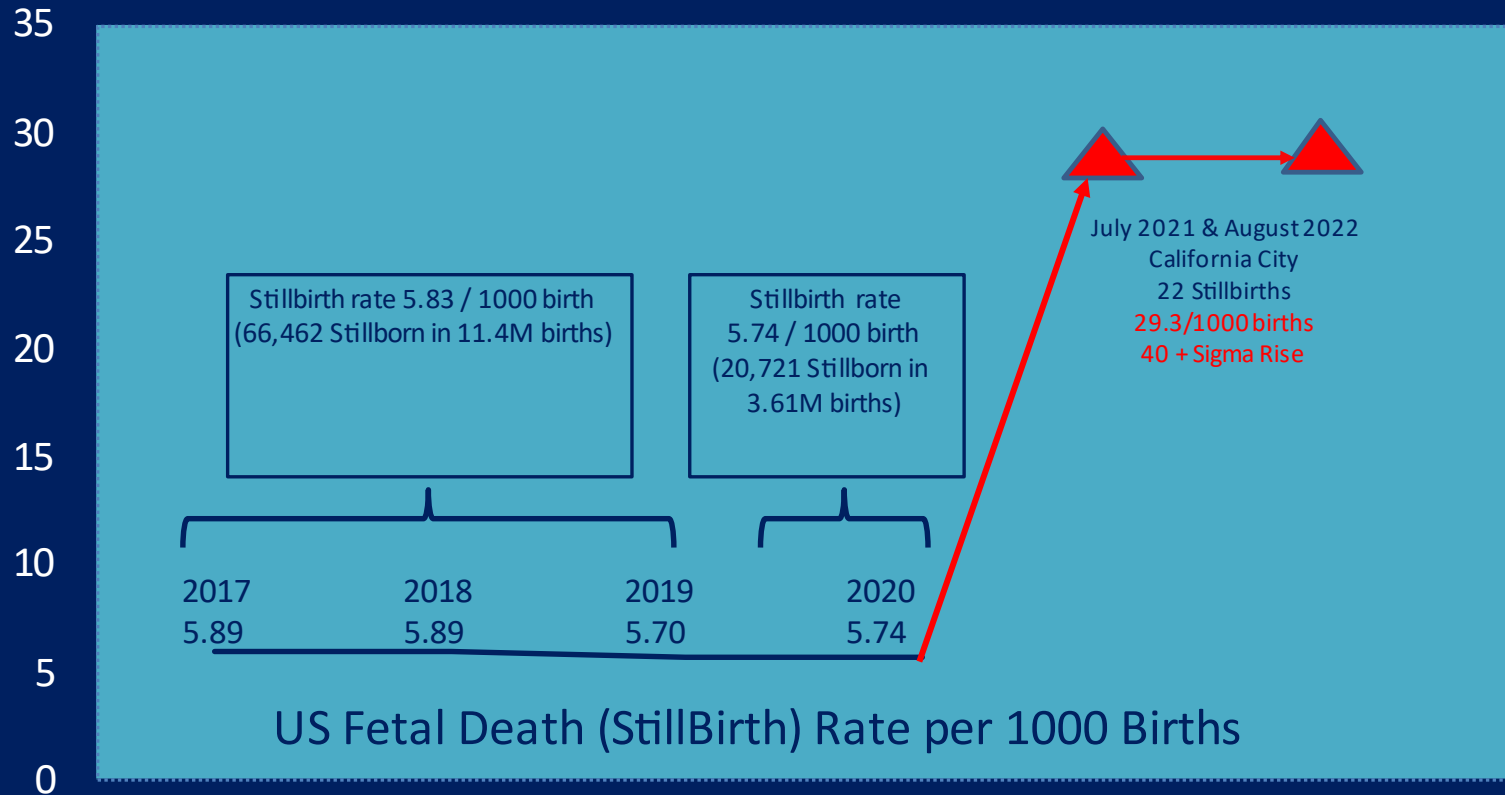
Adverse Event (AE)	US Count of AE post Vaccine - COVID-19 Influenza	US Rate of AE Count / Month	US Rate of AE Count / Billion Doses	US Rate of AE Count / Billion People Vaccinated
Menstrual Abnormalities	12843 65	714 0.221	1060 0.985	2460 8.43
Miscarriage	3338 325	185 1.11	277 4.92	638 42.2
Fetal stillbirth	402 62	22.3 0.218	33.3 0.970	76.9 8.30

Table 3. Proportional Reporting Ratio (PRR) for the relative rates by time, by dose, and per person. **Global** values on top line and **US** values on bottom line. CDC's Standard Operating Procedures for COVID-19 a two-fold increase in PRR indicates a sufficient signal to be concerned.¹¹ Data are expressed as PRR mean (95% confidence interval)

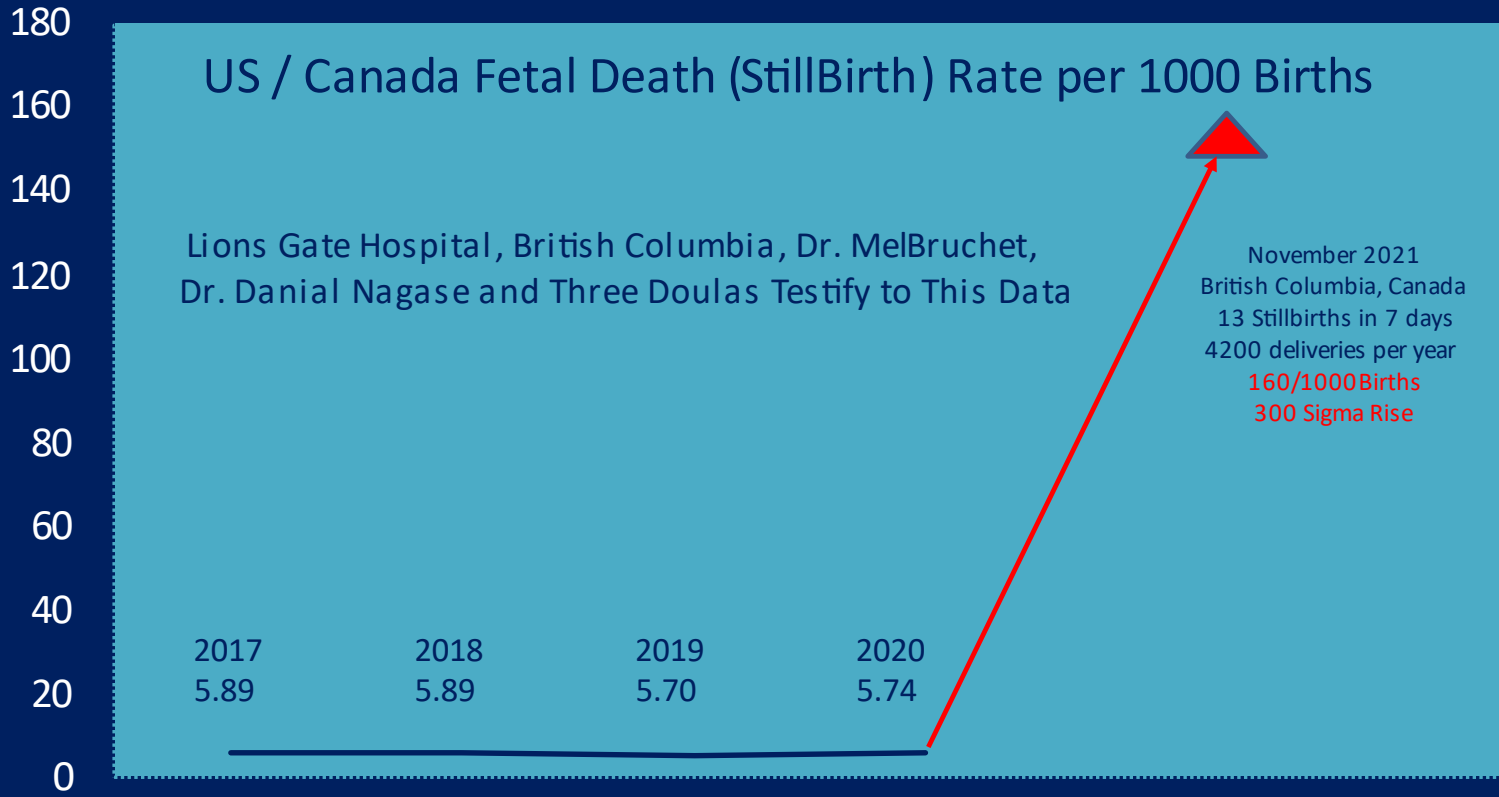
Adverse Event (AE)	Relative Rate by Time	Relative Rate by Dose	Relative Rate by Person Vaccinated
Menstrual Abnormalities	4257 (1589-12893) p=0.0 2524 (895-6420) p=0.0	1192 (674.0-2163) p=0.0 738 (392.0-1584) p=0.0	298 (223.0-406.0) p=0.0 145 (108.6-197.4) p=0.0
Miscarriage	177 (114-284) p=0.0 83 (50.8-143) p=0.0	57 (44-75) p=0.0 27 (20-37) p=0.0	15 (13-18) p=0.0 5.8 (5.0-6.7) p=0.0
Fetal stillbirth	135 (48.3-412) p=0.0 82.1 (26.5-183) p=0.0	38.0 (21.1-73.0) p=0.0 26.3 (12.2-60.0) p=0.0	9.5 (6.9-13) p=0.0 5.0 (3.4-7.2) p=0.0

Global PRR of COVID-19 / Influenza Vaccines per Dose





James A Thorp, MD. Data Compiled by Whistleblower Michelle Gershon, CA (9000 births/year)



James A Thorp, MD. Data Compiled by Canadian Whistleblowers Dr Nagase, Dr Bruchet, 3 Doulas

Reproductive Toxicology a Mandatory Requirement

“They Lied to the World” - Alexandra Latypova

Pfizer, Moderna, CDC, FDA, ABOG, ACOG & SMFM: **YOU ALL FAILED**

Epoch Times August 15, 2022

- mRNA & spike protein pass all barriers, mother to fetus
- **Toxicity admitted:** loss of fertility, inability to use hind limb, multiple bone malformations in offspring possibly consistent with lethal “skeletal dysplasia” in humans.
- Other toxicities & possible deaths waived off “non-mRNA 1273 related”

Alexander Latypova [Here](#) and [Here](#)

Lethal Skeletal Dysplasias



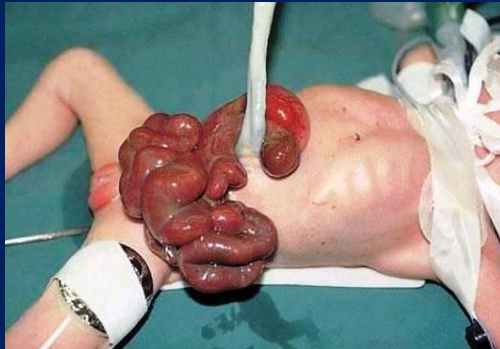
GETTR @ Jamesathorpmc

1. Clinical photograph of the male fetus following termination

Newly Released Pfizer Document – Vaccination Effects on Reproductive Toxicology in Female Wistar Rats

- 3 groups of **female** rats BNT162b1, BNT162b2, and BNT 162b3
- Report claims “no deaths” but later in the study documents “3 unscheduled deaths”.
- 1 female with labor complications, hunched posture, pale, marked piloerection, bleeding vulva/vagina distended/purple abdomen 4 dead of litter but this was “consistent with historical control”.
- B1 group: 1 female w 15 pups (9 stillborn, 3 cannibalized, 1 dead, 2 missing). This was also categorized as ‘normal’ and “consistent with historical control groups”.
- Increased pre-implantation loss higher in b2 / b3 groups (9.77% / 7.96%) compared to control (4.09%) but again this was written off as incidental.
- Exencephaly, open eye, and spina bifida in b1, gastroschisis in b2 (pictures below represent human correlates NOT actual vax injury)

Charles River Pharmaceutical via Emperor Substack



34 Independent Sources Collaborating VAERS C19 Vax Injury

- 1) [UK government](#)
- 2) UK Yellow card
- 3) EMA EudraVigillance
- 4) WHO VigiAccess
- 5) [61,000 dead millennials](#)
- 6) OneAmerica Insurance
- 7) Lincoln insurance
- 8) [80 Canadian physicians DEAD](#)
- 9) [Avalanche of 769 Athletes dropping dead](#)
- 10) [All Cause mortality way up](#)
- 11) [Palmer & Bhadki confirm C19 vax deaths by autopsy](#)
- 12) Dr. Arne Burkhardt
- 13) Alexandra Latypova
- 14) Embalmers Richard Hirschman et al
- 15) Canadian stillbirths
- 16) California stillbirths
- 17) [Birth rates down globally about 10% per government data](#)
18. CV9 country's vax rates correlate with C19 deaths
19. [Dr. Daniel Nagase, Canada](#)
20. [Dr. Peter McCullough](#)
21. [DMED US Military database Dr. Theresa Long](#)
22. World Council for Health
23. Spiro Pantazatos MD MPH
24. [1,366 AE med journal publications in 15 months](#)
25. Costa Rica
26. Scandinavian Countries
27. Uruguay
28. Germany
29. Italy
30. Romania
31. [CV19 vaccine: miscarriage, fertility, fetal deaths](#)
32. 78 countries in world have dropped mandates
33. [Steve Kirsch formal questionnaire](#)
34. [Pfizer 5.3.6 post-marketing analysis](#)

COVID-19 and the Unraveling of Experimental Medicine – Part III

Appendix 1. Subject-wise segregation of 1,366 references

COVID-19 Vaccine Published Complications Subject of Article(s)	Number of Publication(s)	Reference Numbers in the Hyperlink
Anaphylaxis	47	1 - 47
Antiphospholipid Antibodies	3	48 - 50
Arterial & Venous Thromboembolism	160	51 - 210
Arthritis	2	211 - 212
Auto-Immune Disorders	21	213 - 233
Autopsy Findings	11	234 - 244
Blood Disorders	10	245 - 254
Cancer	7	255 - 261
Cardiac Disease (Myocarditis / Pericarditis)	336	262 - 597
Cardiac Disease (other)	15	598 - 612
Dementia / Alzheimer's / Delirium	2	613 - 614
Encephalopathy & Neurological Injury	46	615 - 660
Eye Diseases	11	661 - 671
Facial Nerve Palsy	28	672 - 699
Gastroparesis	1	700
Guillain Barre Syndrome	51	701 - 751
Hearing Loss / Tinnitus	13	752 - 764
Hemolytic Uremic Syndrome	1	765
Hemorrhage	38	766 - 803


Appendix 1 Continued Below

Hemorrhage	38	766 - 803
Hepatitis	19	804 - 822
Immune and DNA Impacts	7	823 - 829
Kidney / Urinary Disorders	23	830 - 852
Lung Disease	3	853 - 855
Lymphadenopathy	60	856 - 915
Multiple Sclerosis	1	916
Muscle Disorders	5	917 - 921
Prion Disease	1	922
Radiation Recall Syndrome	5	923 - 927
Rhabdomyolysis	12	928 - 939
Seizure Disorder	6	940 - 945
Shoulder / Musculoskeletal / Bursitis	7	946 - 952
Skin Reactions	41	953 - 993
Thyroid Disease	33	994 - 1026
Vaccine-Induced Thrombotic Thrombocytopenia	209	1027 - 1235
Varicella Zoster (Shingles) / Herpes	27	1236 - 1262
Vasculitis	48	1263 - 1310
Miscellaneous	56	1311 - 1366
TOTAL	1366	1 - 1366

*Hyperlink to 1,366 references for COVID-19 vaccine associated complications:
<https://www.thegms.ca/publichealth/pubheal-rw-22042302-references.pdf>

Thorp KE, Thorp JA, Thorp EM. COVID-19 and the Unraveling of Experimental Medicine - Part III. G Med Sci. 2022; 3(1):118-158. <https://www.doi.org/10.46766/thegms.pubheal.22042302>

Peer-Reviewed Medical Journal Publications Documenting Severe Injury or Death after Vaccination: COVID-19 Vaccines (15 months) versus Other Vaccines



Thorp KE, Thorp JA, Thorp EM. COVID-19 and the Unraveling of Experimental Medicine - Part III.
G Med Sci. 2022; 3(1):118-158. <https://www.doi.org/10.46766/thegms.pubheal.22042302>

mRNA in COVID-19 Vaccines Excreted Intact in Human Breast Milk - - *NOW TWO STUDIES*

- 5 of 11 had mRNA from the vaccine in the breast milk in Hanna et al
- Authors attempt to marginalize these findings, an egregious excuse for pushing the vaccine in pregnant and breast-feeding women
- At LEAST three perfectly healthy newborns NOW DEAD after breast feeding in recently vaccinated mothers
- Implications are extremely concerning and could have ominous implications.

Hanna N, et al. JAMA Pediatrics. September 26,

Jia Ming Low, Yue Gu, et al. Nature NPI Vaccines August 19, 2021

GERMANY:

- **14.3%** year-over-year **drop** in births
- Connection between the mass vaccine rollout in the populations of childbearing significance -- significant decline in births



Stephen Homburg
@SHomburg

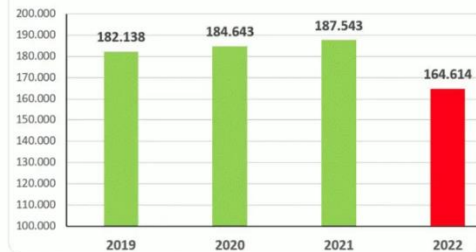
Unprecedented drop in births in Q1. In previous years, the births were quite constant, even the lockdown in 2020 left no noticeable traces. A possible explanation is here --> 1/3

[Translate Tweet](#)

Live births in 1st Quarter

Lebendgeborene im ersten Quartal

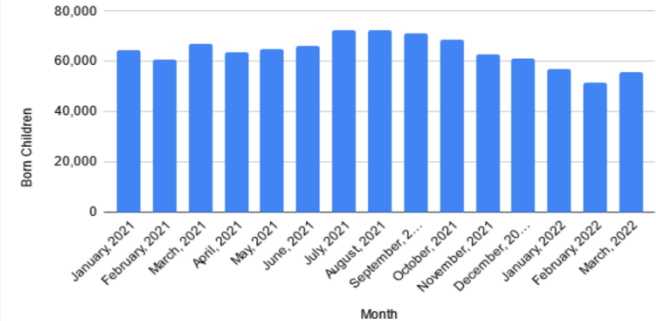
Quelle: Destatis Genesis 12612-0002



11:45 AM · Jun 24, 2022 · Twitter Web App

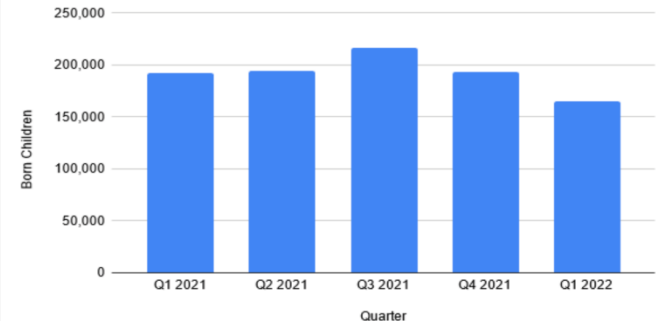
Month	Born Children
January, 2021	64,330
February, 2021	60,601
March, 2021	67,062
April, 2021	63,605
May, 2021	64,754
June, 2021	65,985
July, 2021	72,272
August, 2021	72,546
September, 2021	71,362
October, 2021	68,829
November, 2021	62,902
December, 2021	61,285
January, 2022	57,187
February, 2022	51,602
March, 2022	55,825

Born Children by Month



Quarter	Born Children
Q1 2021	191,993
Q2 2021	194,344
Q3 2021	216,180
Q4 2021	193,016
Q1 2022	164,614

Born Children by Quarter

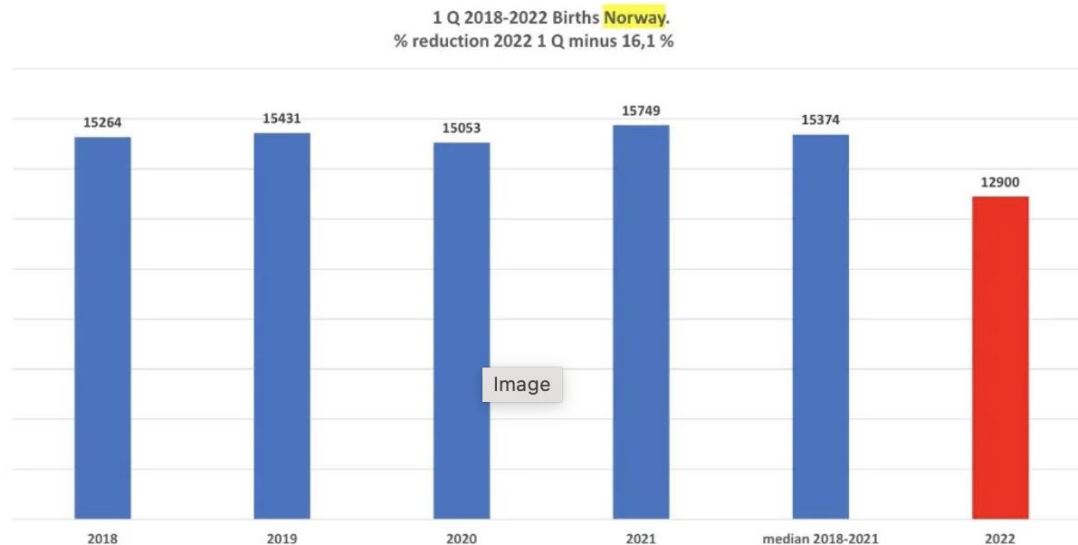


From the [official German Federal Statistical Office government data](#):

NORWAY

•
•

- Norway births in Q1 of 2022 **down 16%** from Q1 2021



Source: Tim Truth Substack (7/26/22)

Birth Rate Trends: Is There a Connection to the Vaccines?

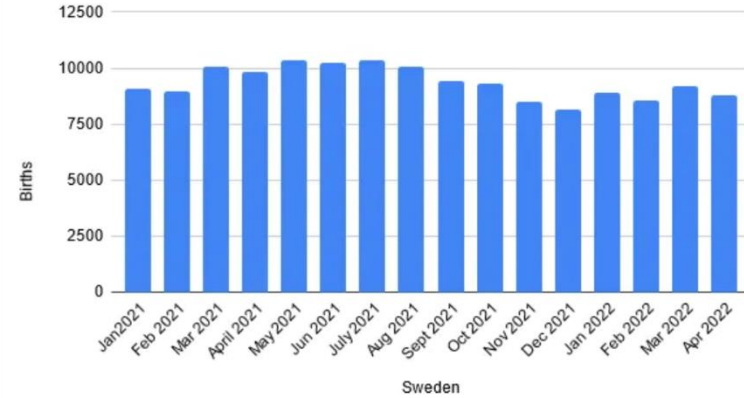
SWEDEN:

- April 2022 was **down 10.4%** from April 2021.
Q1 2022 was down 5.2%

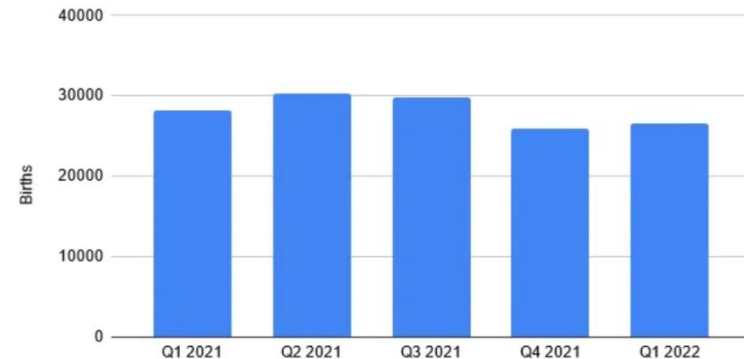
Month	Births
Jan 2021	9071
Feb 2021	8989
Mar 2021	10067
April 2021	9823
May 2021	10322
Jun 2021	10216
July 2021	10325
Aug 2021	10082
Sept 2021	9419
Oct 2021	9316
Nov 2021	8492
Dec 2021	8141
Jan 2022	8917
Feb 2022	8544
Mar 2022	9191
Apr 2022	8802

Quarter	Births
Q1 2021	28127
Q2 2021	30361
Q3 2021	29826
Q4 2021	25949
Q1 2022	26652

Births By Month, Sweden



Births By Quarter, Sweden



GERMANY:

- **14.3%** year-over-year **drop** in births
- Connection between the mass vaccine rollout in the populations of childbearing significance -- significant decline in births



Stephen Homburg
@SHomburg

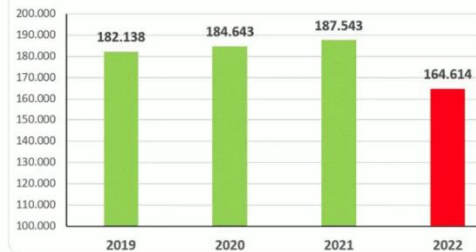
Unprecedented drop in births in Q1. In previous years, the births were quite constant, even the lockdown in 2020 left no noticeable traces. A possible explanation is here --> 1/3

[Translate Tweet](#)

Live births in 1st Quarter

Lebendgeborene im ersten Quartal

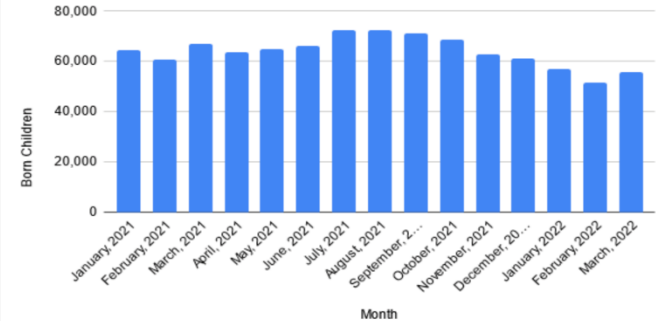
Quelle: Destatis Genesis 12612-0002



11:45 AM · Jun 24, 2022 · Twitter Web App

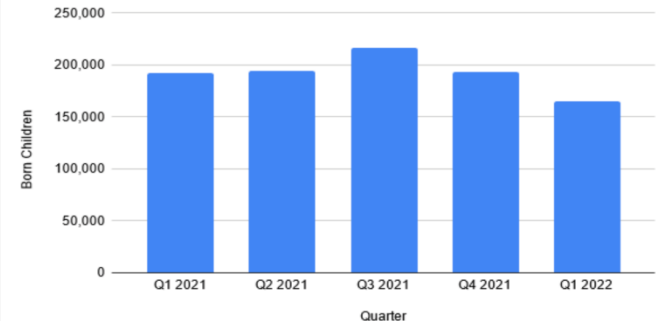
Month	Born Children
January, 2021	64,330
February, 2021	60,601
March, 2021	67,062
April, 2021	63,605
May, 2021	64,754
June, 2021	65,985
July, 2021	72,272
August, 2021	72,546
September, 2021	71,362
October, 2021	68,829
November, 2021	62,902
December, 2021	61,285
January, 2022	57,187
February, 2022	51,602
March, 2022	55,825

Born Children by Month



Quarter	Born Children
Q1 2021	191,993
Q2 2021	194,344
Q3 2021	216,180
Q4 2021	193,016
Q1 2022	164,614

Born Children by Quarter



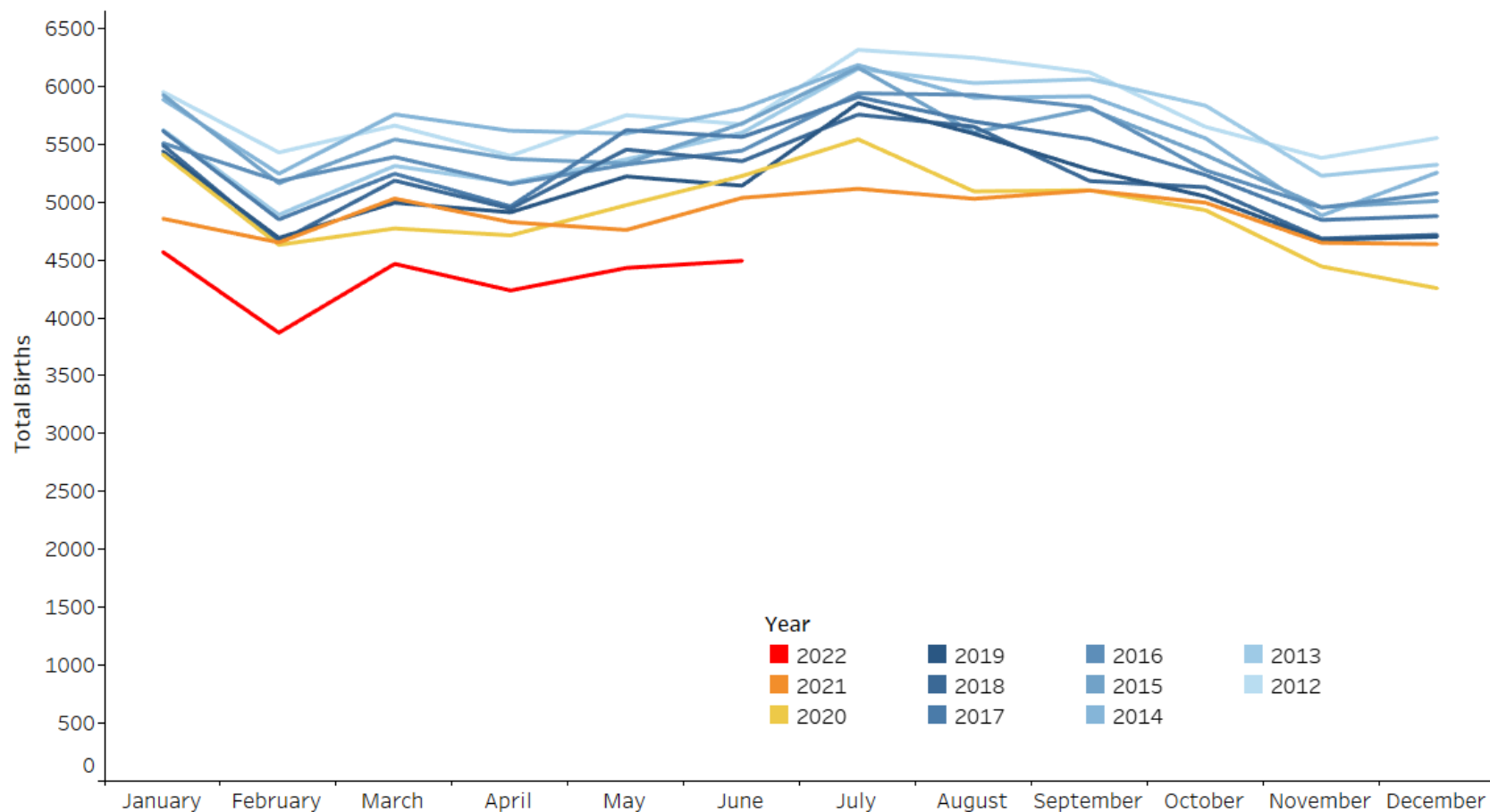
From the [official German Federal Statistical Office government data](#):

**Live Birth Stats from United
Nations Statistical Division –
compiled by FLCCC Analyst
Juan Chamie**

Bulgaria

Live births by month of birth

Analysis: Juan Chamie @jjchamie



Birth Rate Trends: Is There a Connection to the Vaccines?

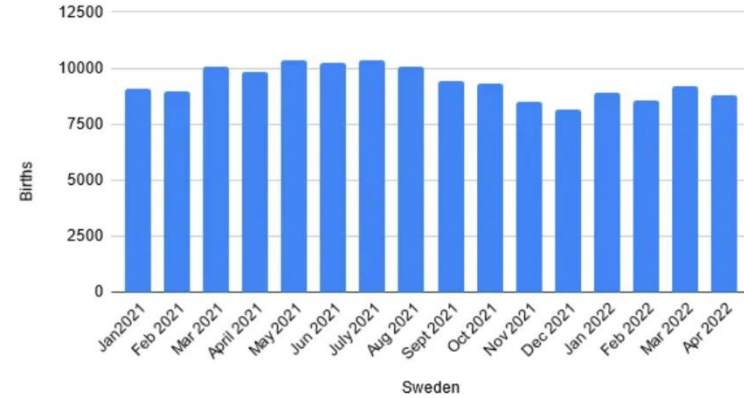
SWEDEN:

- April 2022 was **down 10.4%** from April 2021.
Q1 2022 was down 5.2%

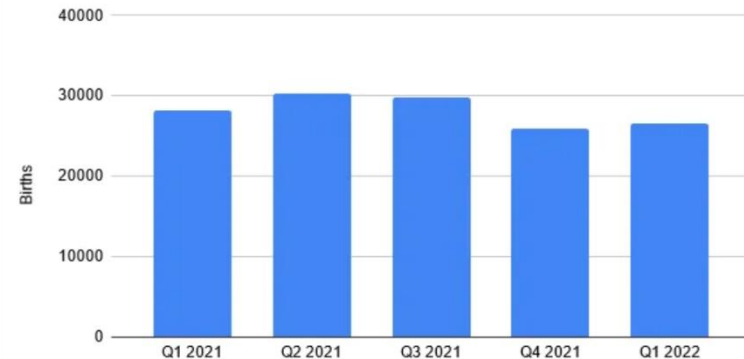
Month	Births
Jan 2021	9071
Feb 2021	8989
Mar 2021	10067
April 2021	9823
May 2021	10322
Jun 2021	10216
July 2021	10325
Aug 2021	10082
Sept 2021	9419
Oct 2021	9316
Nov 2021	8492
Dec 2021	8141
Jan 2022	8917
Feb 2022	8544
Mar 2022	9191
Apr 2022	8802

Quarter	Births
Q1 2021	28127
Q2 2021	30361
Q3 2021	29826
Q4 2021	25949
Q1 2022	26652

Births By Month, Sweden



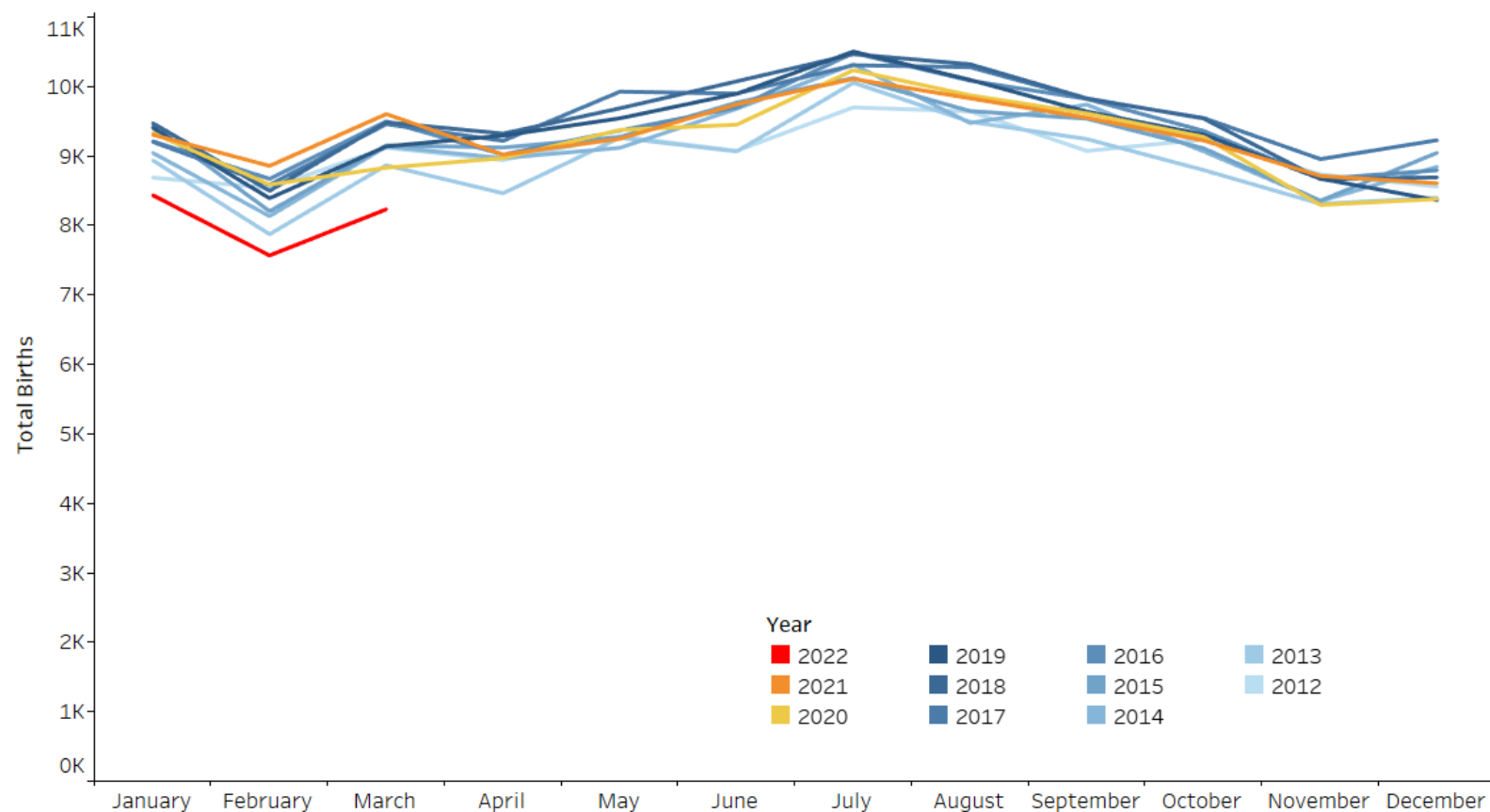
Births By Quarter, Sweden



Czechia

Live births by month of birth

Analysis: Juan Chamie @jjchamie

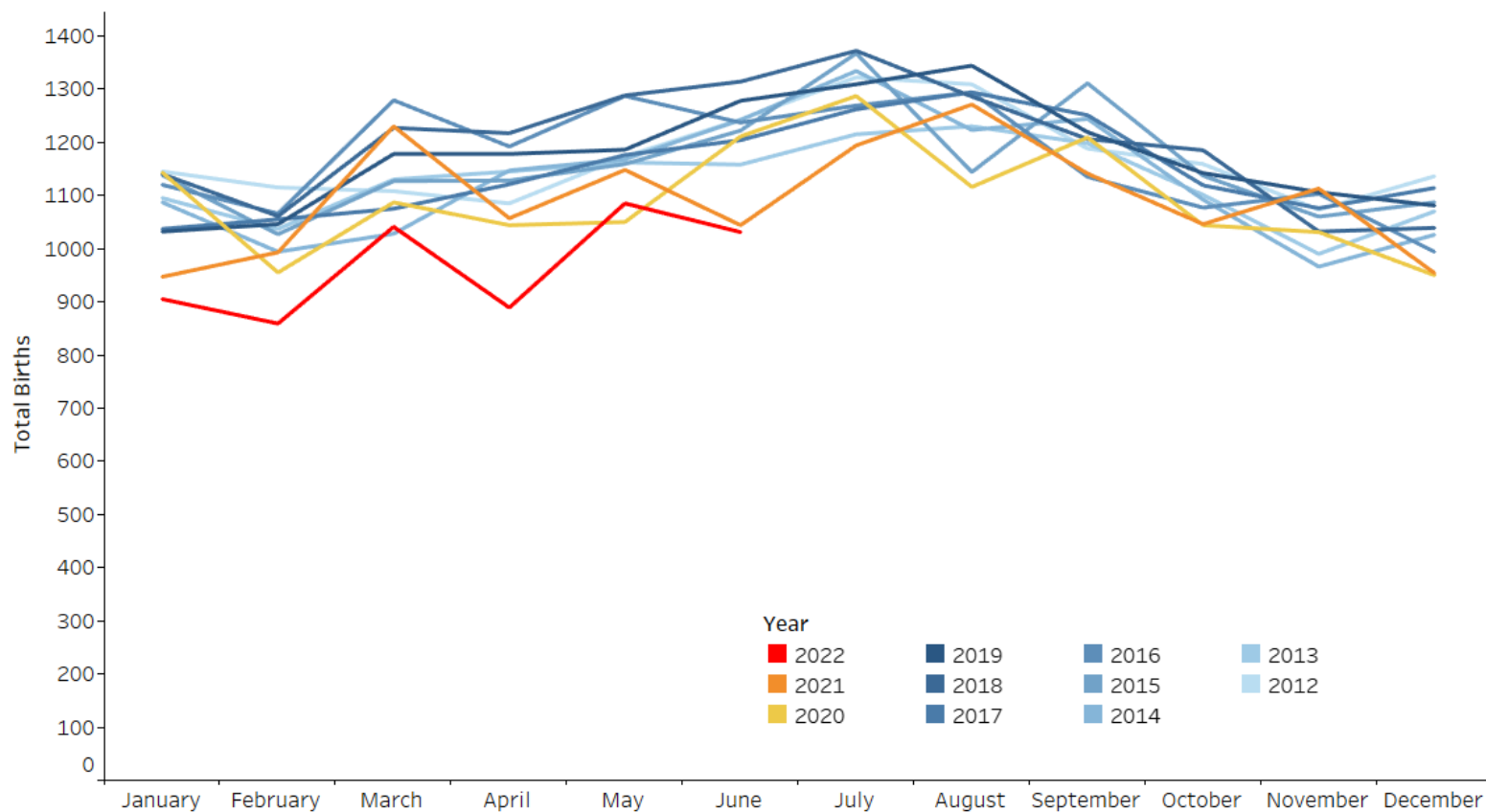


Source: Demographic Statistics Database | United Nations Statistics Division

Estonia

Live births by month of birth

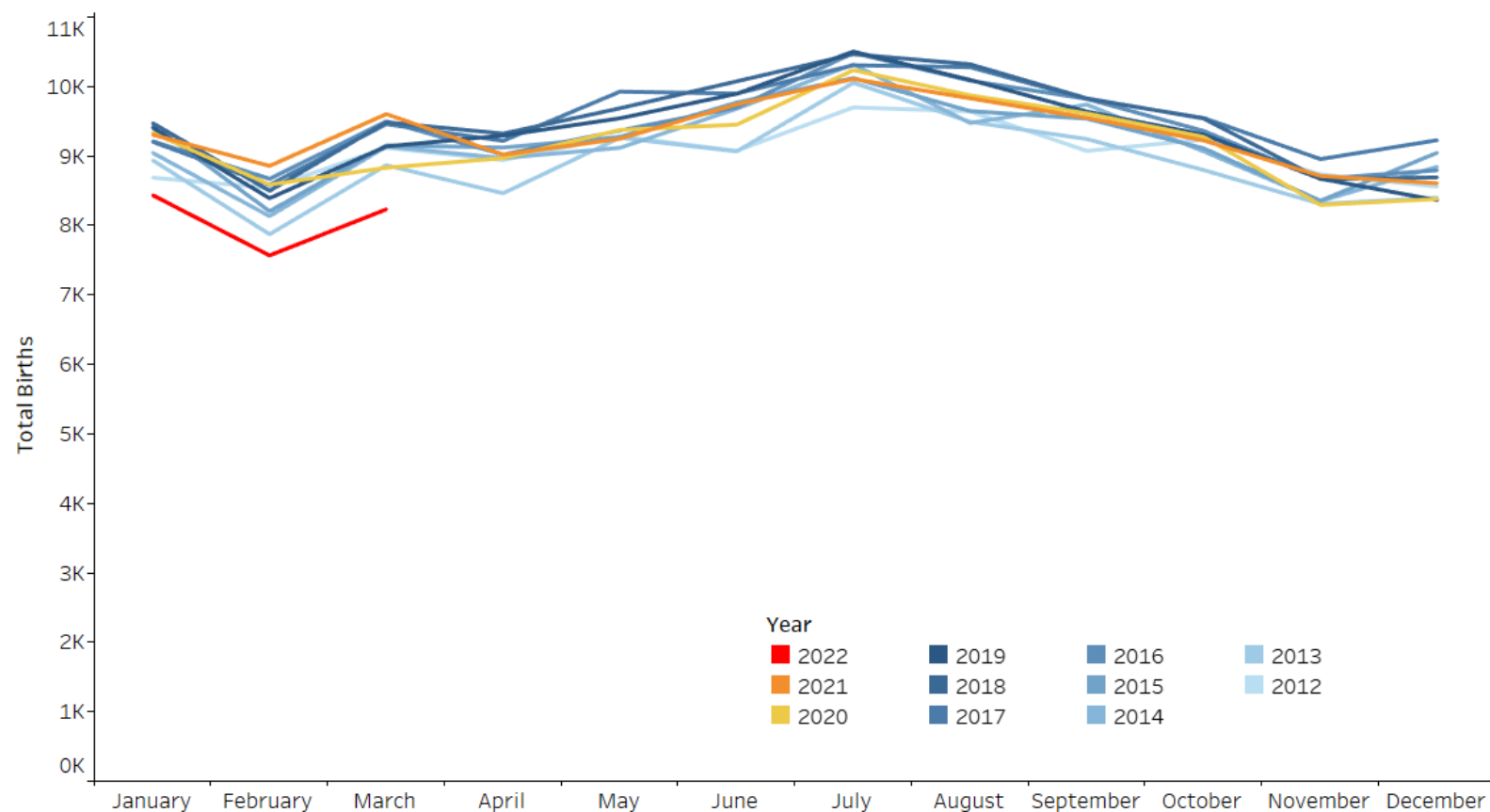
Analysis: Juan Chamie @jjchamie



Czechia

Live births by month of birth

Analysis: Juan Chamie @jjchamie

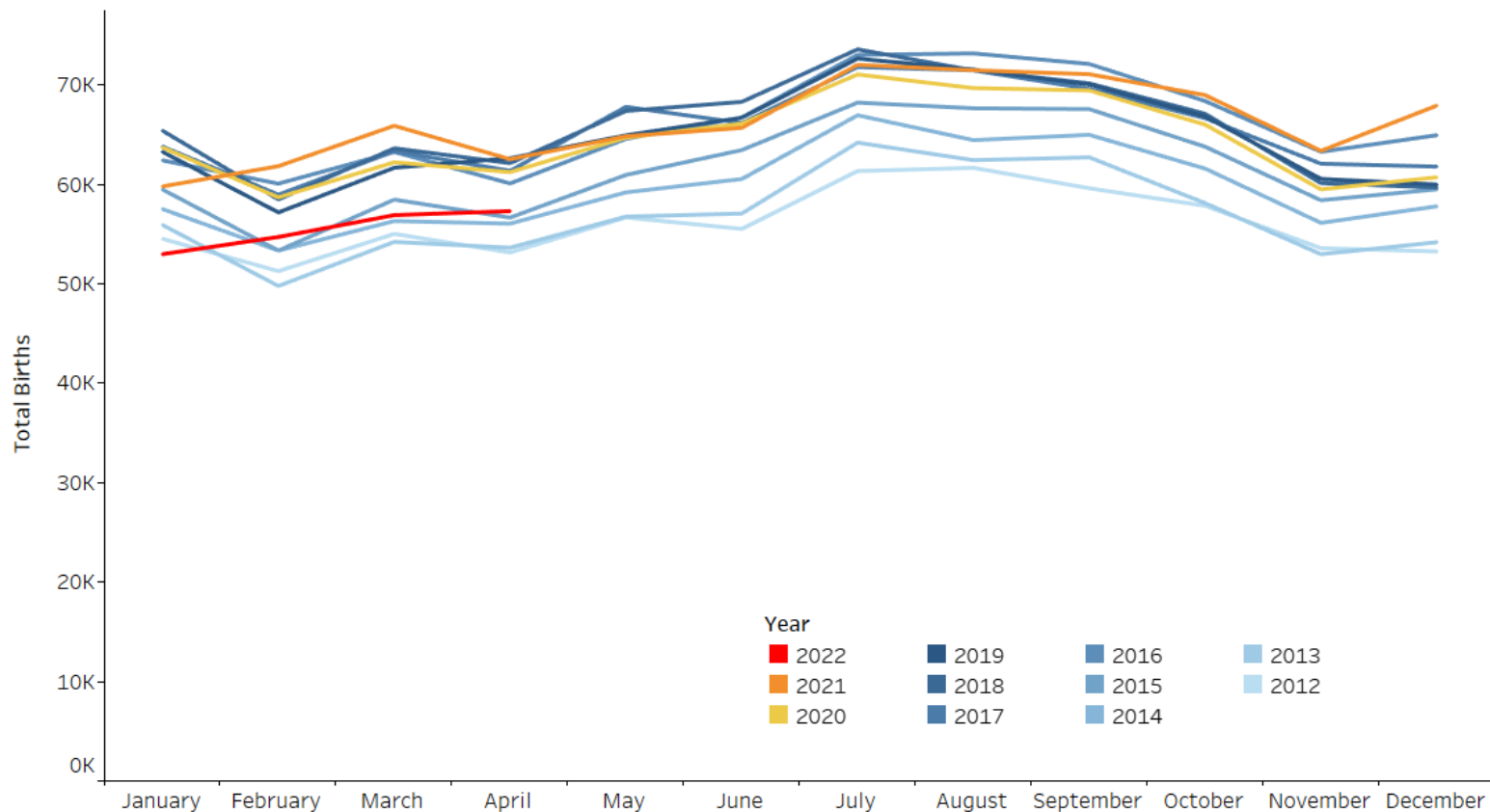


Source: Demographic Statistics Database | United Nations Statistics Division

Germany

Live births by month of birth

Analysis: Juan Chamie @jjchamie

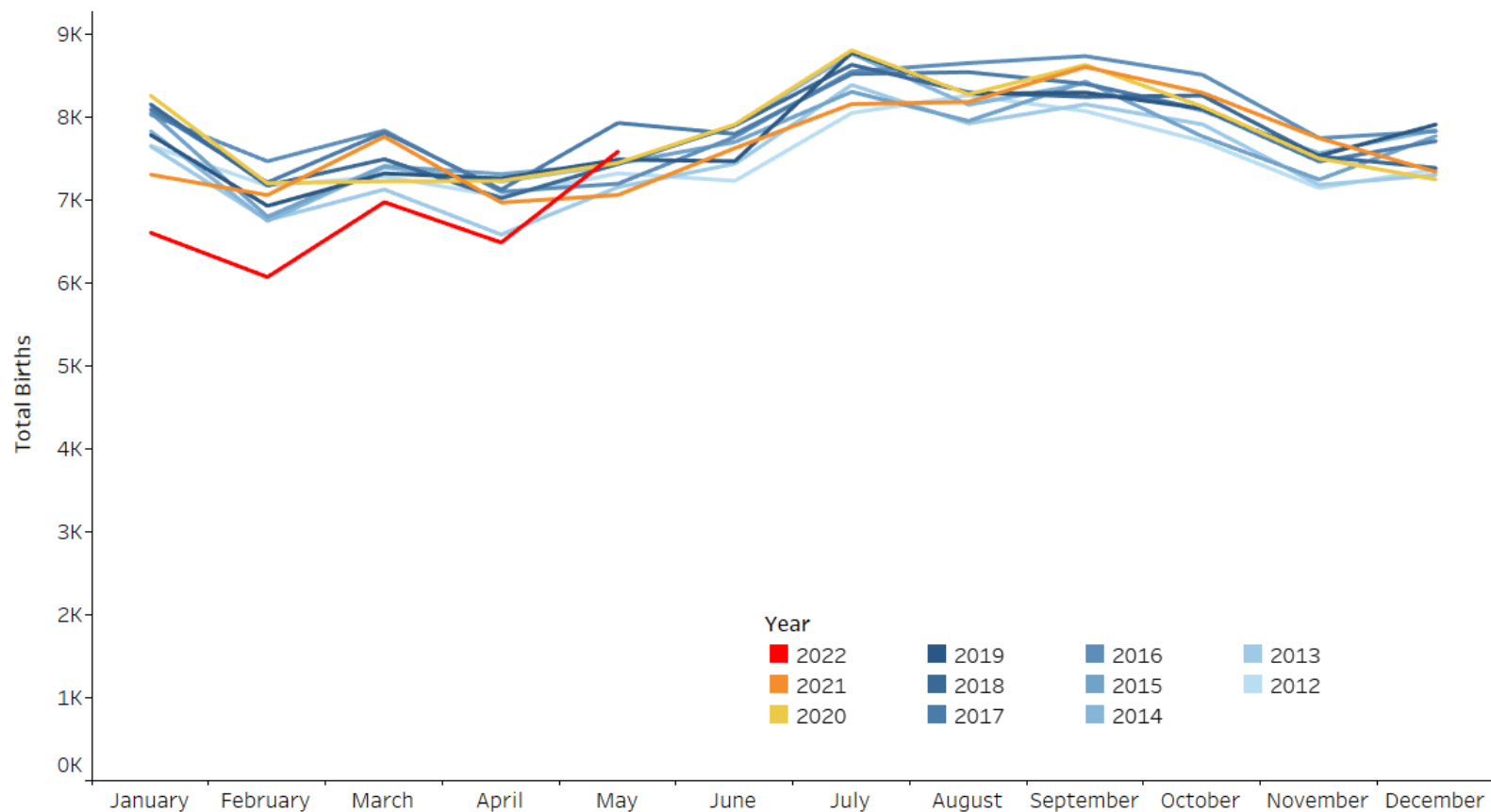


Source: Demographic Statistics Database | United Nations Statistics Division

Hungary

Live births by month of birth

Analysis: Juan Chamie @jjchamie

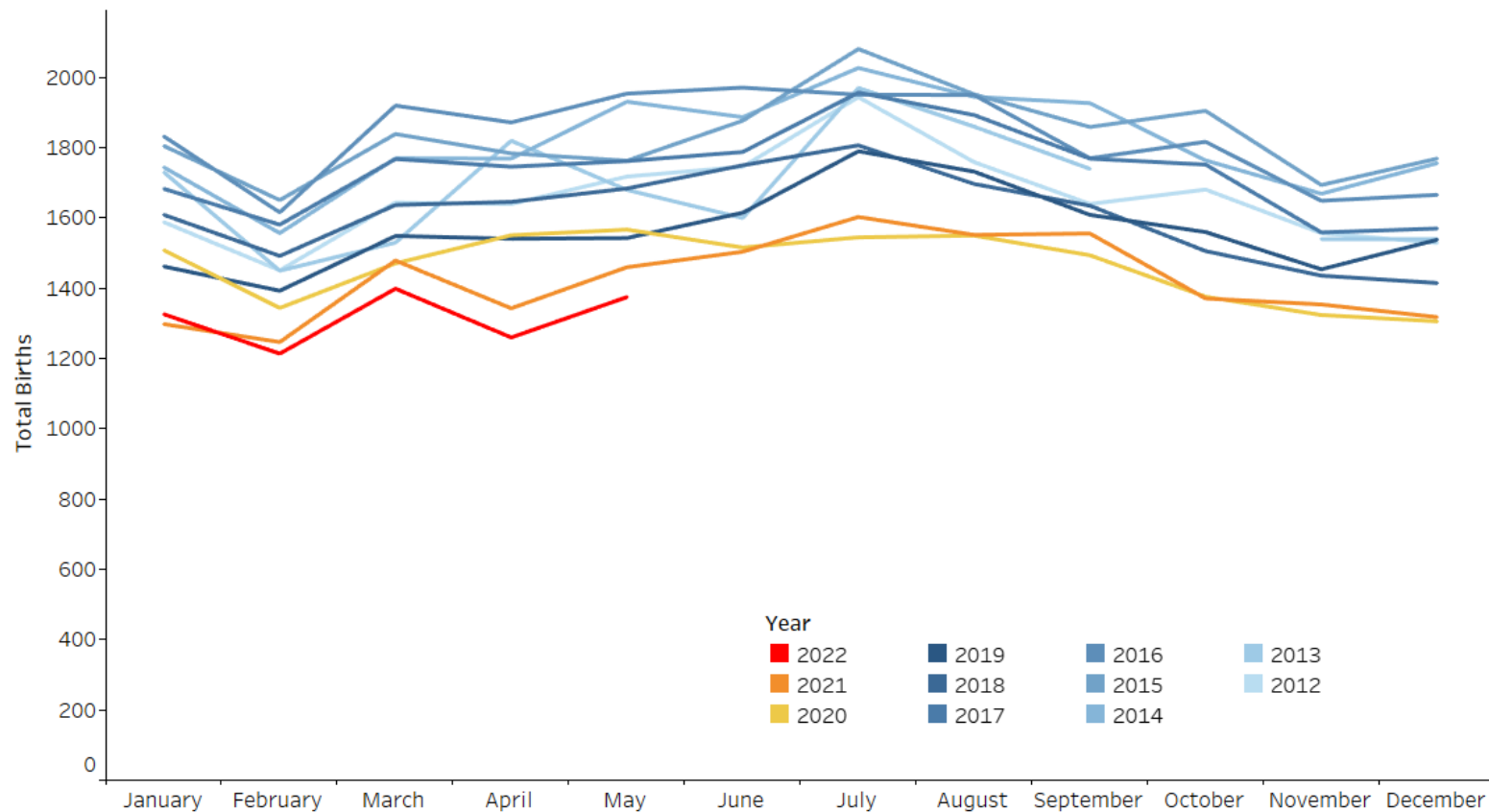


Source: Demographic Statistics Database | United Nations Statistics Division

Latvia

Live births by month of birth

Analysis: Juan Chamie @jjchamie

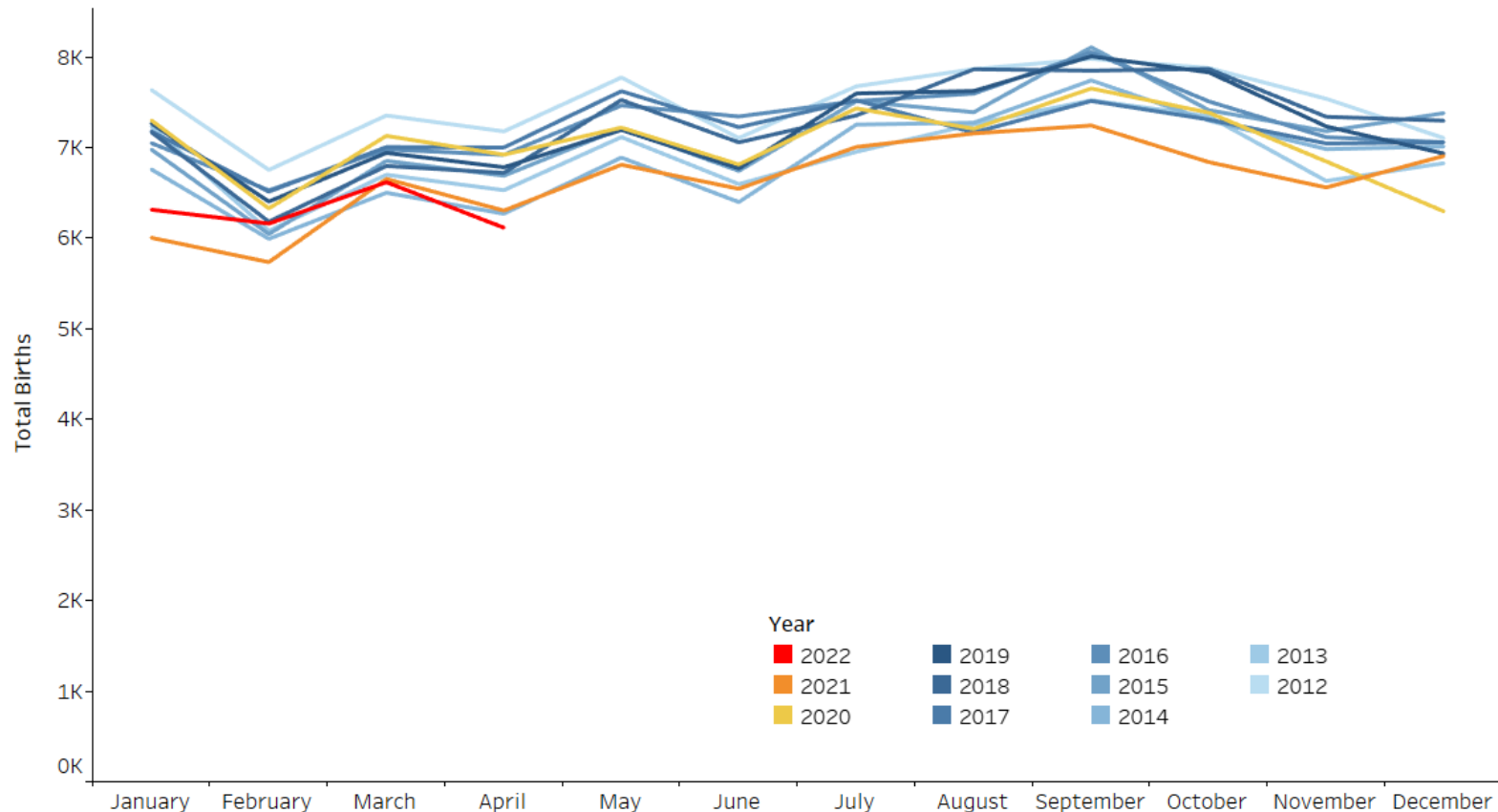


Source: Demographic Statistics Database | United Nations Statistics Division

Portugal

Live births by month of birth

Analysis: Juan Chamie @jjchamie

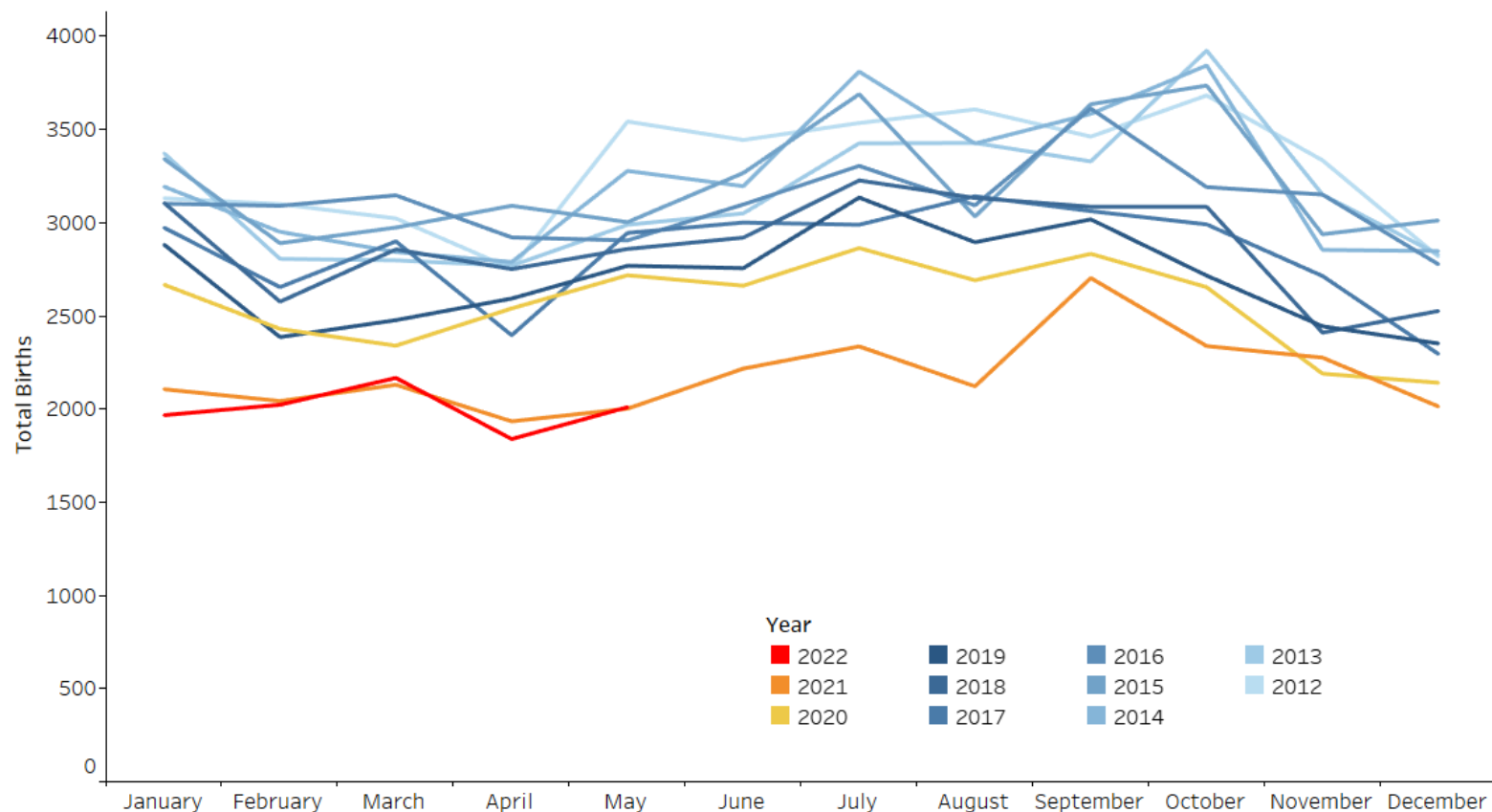


Source: Demographic Statistics Database | United Nations Statistics Division

Republic of Moldova

Live births by month of birth

Analysis: Juan Chamie @jjchamie

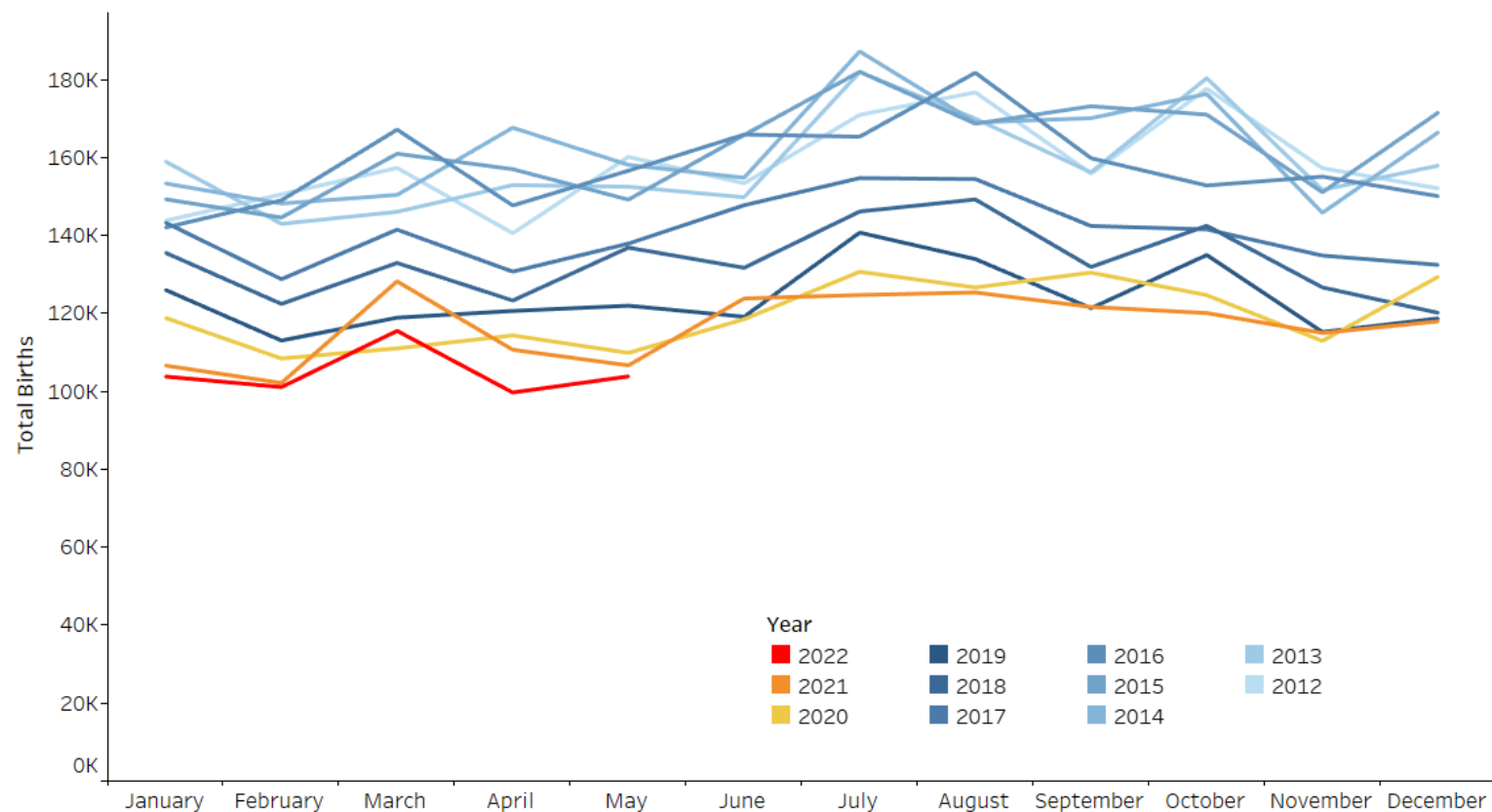


Source: Demographic Statistics Database | United Nations Statistics Division

Russian Federation

Live births by month of birth

Analysis: Juan Chamie @jjchamie



Source: Demographic Statistics Database | United Nations Statistics Division

mRNA COVID-19 Vaccines in Human Breast Milk

JAMA Pediatrics. Published online September 26, 2022.

- 5 of 11 had mRNA from the vaccine in the breast milk
- The authors attempt to marginalize these findings, an egregious excuse for pushing the vaccine in pregnant and breast-feeding women
- I know of at LEAST three perfectly healthy newborns NOW DEAD after breast feeding in recently vaccinated mothers |

Hanna N, Heffes-Doon A, Lin X, et al. JAMA Pediatrics. September 26, 2022

Codominant IgG and IgA Expression with Minimal Vaccine mRNA in Milk of BNT162 Vaccinees Extremely Concerning

Jia Ming Low, Yue Gu, et al. Nature NPI Vaccines

August 19, 2021

GETTR @JamesAthorpMD

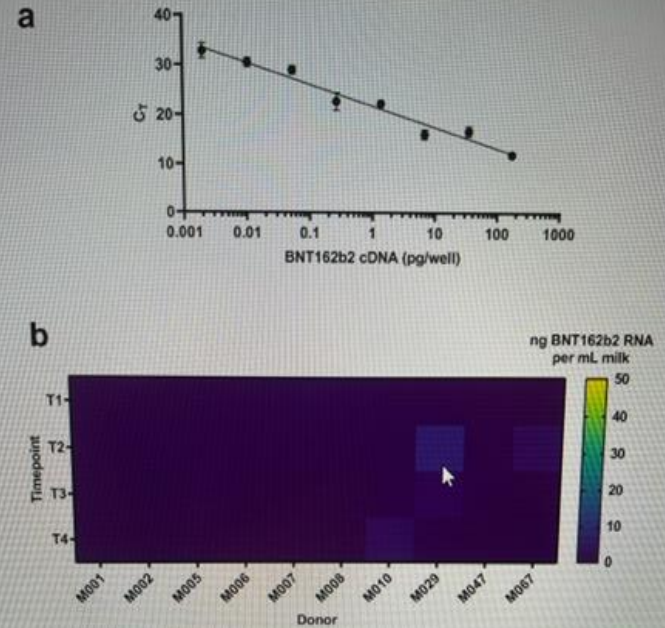


Fig. 4 Minimal transfer of BNT162b2 mRNA into human milk. a Standard curve of cDNA reverse-transcribed from vaccine derived BNT162b2-spiked human milk was made and used as a positive control. $n \geq 6$ technical replicates; means are shown with error bars indicating the standard error of measurement (SEM). **b** Heat map of calculated median BNT162b2 mRNA concentrations in vaccinated women ($n = 10$) at four time points as indicated. C_T cycle threshold, pg^a picogram, ng^b nanogram, mL^c milliliter, T1 pre-vaccination, T2 1–3 days after dose 1 of BNT162b2 vaccine, T3 7–10 days after dose 1 of BNT162b2 vaccine, T4 3–7 days after dose 2 of BNT162b2 vaccine. aSI conversion factors: to convert concentration from pg to kg , multiply values by 10^{15} . bSI conversion factors: to convert concentration from ng to kg , multiply values by 10^{12} . cSI conversion factors: to convert concentration from mL to L , multiply values by 0.001.

Analysis of Vaccine Reactions After COVID-19 Vaccine Booster Doses Among Pregnant and Lactating Individuals

Survey data (as in V-safe) is dangerous and easily manipulated – often auto-populated

Selected population - over 50% were nurses and mainly white

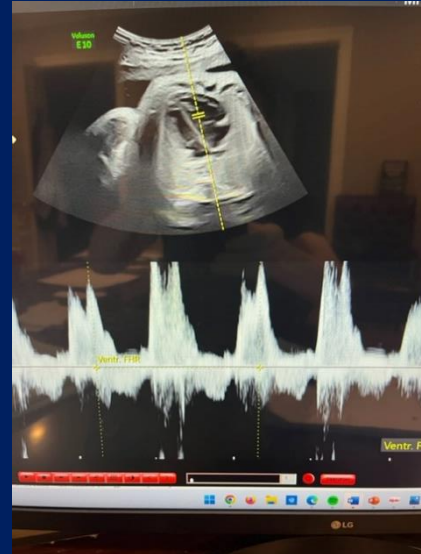
"Most pregnant (97.6%) and lactating (96.0%) individuals **reported** no obstetric or lactation concerns after vaccination. This is NOT consistent with the Pfizer 5.3.6 post-marketing data

No query into the health of the baby or change in feeding habits in the online survey

Of the 4% of lactating women who had problems, the problems were not listed or quantified

Conflict of Interest Disclosures: Kachikis & Englund affiliations with Pfizer, Merck, GlaxoSmithKline and AstraZeneca

Kachikis A, Englund JA, Covelli I, et al. JAMA Netw Open Sep 1, 2022



COVID-19 vaccines are CONTRAINDICATED in
Women of Reproductive Age & Pregnant women

Res Ipsi Loquitor

Thank you